

















Contents

<i>Introduction</i>	xi
1 Making decisions: a difficult problem	1
1.1 Interventions, actions and decisions	3
1.1.1 A first example: the Egyptian Water Plan	3
The Egyptian Water Plan	4
1.1.2 A second example: controlling hydraulic risk	6
1.1.3 Actions and decisions	7
1.1.4 Classifying actions	8
1.2 Difficulties and keys to their solutions	10
1.2.1 Participation	12
1.2.2 Integration	14
1.2.3 Rationalization	15
1.3 Planning: the PIP procedure	16
1.3.1 The phases	18
1.3.2 Remarks	26
1.4 The decision-making levels	28
1.5 A multi-level MODSS: TWOLE	29
1.6 Monitoring	30
A SETTING THE VERBANO PROJECT	31
2 Reconnaissance: territory, Stakeholders and regulation	33
2.1 The territory	34
2.1.1 The catchment	34
2.1.2 The downstream territory	38
2.2 The Stakeholders	40
2.2.1 Upstream Stakeholders 	41
2.2.2 Downstream Stakeholders 	41
2.3 The regulation of the lake	43
2.3.1 How did regulation come about 	47
2.3.2 The dam 	47
2.3.3 The Regulation Licence 	47
2.3.4 The effects of regulation	48
2.4 Dissatisfaction	51
2.5 The Decision Makers	52
2.6 The Goal	52

3	The options for interventions	53
3.1	Modifying the outlet	53
3.1.1	The relation +300 	56
3.1.2	The relation +600 	57
3.1.3	The effects on the free regime 	58
3.2	Norms for hydropower reservoirs	58
3.3	Modifying the regulation range 	59
3.4	Minimum environmental flow	61
3.5	Designing a different regulation	63
3.6	Other interventions 	66
3.7	Actions and alternatives	66
3.7.1	Alternative A0	67
4	Criteria and indicators	69
4.1	Sectors and criteria	72
4.1.1	Properties of the criteria	72
4.1.2	Sectors	72
4.2	Hierarchies of criteria	75
4.2.1	Upstream sectors	75
4.2.2	Downstream sectors	79
4.3	Examples of indicators	85
4.3.1	ENEL Power	86
4.3.2	Upstream Flooding	88
4.3.3	Downstream Environment	92
4.3.4	Irrigation	96
4.4	Alternatives, indicators and indices	99
4.4.1	Factors that influence the choice of the indicators	102
4.5	The indicators of the Verbano Project 	104
5	Defining actions and formulating the Design Problem	105
5.1	Types of actions	105
5.2	Regulation actions	107
5.2.1	The regulation policy	107
5.2.2	The control	112
5.2.3	The design indicators	113
5.2.4	The information system	115
5.2.5	The constraints	119
5.2.6	Formulating the Control Problem: a draft	120
5.3	Structural and normative actions	121
5.3.1	Stage–discharge relation	121
5.3.2	Regulation range	122
5.3.3	The MEF	125
5.4	Solving the Design Problem	126
5.4.1	The first step	133
5.4.2	The second step	134
5.4.3	Why this procedure is valid	137

6	Identifying the Model	139
6.1	The structure of the model	139
6.2	The models of the single units	141
6.3	The time step	144
6.4	The notation	145
6.5	The catchment	146
6.5.1	Properties of stochastic processes	147
6.5.2	Classes of stochastic models	147
6.5.3	Analysing stationarity and standardization	148
6.5.4	Criteria for choosing the model	150
6.5.5	The inflow process model	151
6.5.6	Use of precipitation data	152
6.6	The lake	154
6.6.1	The lake storage	154
6.6.2	Inflow and evaporation	155
6.6.3	The lake surface profile	155
6.6.4	The expansion of the lake area	159
6.6.5	The release	159
6.6.6	The release decision	162
6.6.7	The time constant of the lake	163
6.7	The diversion nodes	163
6.7.1	The MEF diversion node	164
6.7.2	The environmental diversion node	164
6.7.3	The users' distribution node	164
6.8	Confluence points	169
6.9	The sectors and the indicators	169
6.9.1	The model of Downstream Flooding	171
6.9.2	The model of Irrigation	177
6.10	The model of Verbano water system	178
7	The Control Problem	181
7.1	The design time horizon	181
7.2	How a design indicator is identified	183
7.2.1	Case I: separable indicators	184
7.2.2	Case II: non-separable indicators	187
7.3	The design indicators for Verbano	189
7.3.1	Upstream Flooding sector	189
7.3.2	Irrigation sector	192
7.3.3	ENEL Power sector	196
7.3.4	Downstream Environment sector	196
7.4	Verifying the design indicators	197
7.5	The design scenario	197
7.6	Formulating the Control Problem	198
7.6.1	The objectives	198
7.6.2	Preferences among the objectives	201
7.6.3	The Lexicographic Control Problem	201
7.7	Solving the Control Problem: SDP	203

7.7.1	The algorithm	205
7.7.2	Extension to set-valued policies	207
7.8	Discretization of the system and computing time	207
7.8.1	The classes of state 	207
7.8.2	The classes of control 	208
7.8.3	The classes of disturbance 	210
7.8.4	Computing the storage bounds	211
8	Estimating Effects	213
8.1	Uncertainty and stochasticity	213
8.1.1	Uncertainty	214
8.1.2	Stochasticity	216
8.2	Choosing the inflow series	217
8.3	The evaluation scenario 	222
8.3.1	The Alternative Zero and history 	224
8.4	The extractor: the model of the Regulator	224
8.4.1	Analysing the sensitivity of the indicators	225
8.4.2	Reducing the computing time	226
8.5	Validating the indicators	228
9	Evaluation	229
9.1	Multi-Attribute Value Theory	230
9.2	The value functions	231
9.3	Identifying the partial value functions	234
9.4	Identifying the global value function	237
9.4.1	Estimating the weights	238
9.5	A special case: the value function for the ENEL Power sector	239
9.6	Validating the value function	240
10	Comparison	243
10.1	The Comparison Method	243
10.1.1	The Elementary Negotiation Procedure	247
10.1.2	The steps for designing the alternatives	249
10.1.3	Initialization of ENP	249
10.1.4	The least-bad alternatives	250
10.1.5	The reasonable alternatives	250
10.2	Preliminaries to the Comparison phase	251
10.3	Identification of alliances	252
10.4	Mitigation	254
10.5	Identification of the reasonable alternatives	254
B	IDENTIFYING THE REASONABLE ALTERNATIVES	257
11	Designing Alternatives and Evaluation	259
11.1	Designing Alternatives	259
11.2	Estimating Effects	267
11.3	Validating the indicators	267
11.3.1	Downstream Environment	267

11.3.2	Navigation	270
11.3.3	Downstream Flooding	270
11.3.4	The release from Miorina dam	271
11.3.5	Flow in the Po	273
11.3.6	Conclusions	274
11.4	Evaluating the alternatives	276
11.4.1	The value function of the Upstream Environment sector	276
11.4.2	The value function of the Downstream Environment sector	281
11.4.3	The matrix of partial values	281
12	Comparison: the first negotiation step	285
12.1	Sharing the results of the evaluation	285
12.2	Preliminary analysis	288
12.3	Individual exploration	289
12.4	A0's performance	291
12.5	Negotiations	294
12.6	The results of the first negotiations step	298
13	Comparison: the second negotiation step	301
13.1	Designing the alternatives	301
13.1.1	Alternatives with time-invariant MEF	304
13.1.2	Alternatives with time-variant MEF	306
13.1.3	Alternatives oriented to Downstream Environment	307
13.1.4	A comment	308
13.2	The second negotiation step	309
13.3	The least-bad alternatives	309
14	Mitigation measures	315
14.1	The effects on Downstream Flooding	315
14.2	Mitigation measures for Downstream Flooding	318
14.2.1	The REDUCTION action	320
14.2.2	The REDUCTION WITH PO action	327
14.2.3	Designing mitigation measures	334
14.3	Mitigation for Upstream Environment	336
14.3.1	The effects of BOLLE RESERVE measure	339
14.4	Mitigation for the other sectors	341
14.5	The third negotiation step	342
C	THE FINAL DECISION	345
15	Summary of the Project	347
15.1	The Problem	347
15.2	The development of the Project	350
15.3	The reasonable and least-bad alternatives	356
15.3.1	Alternative A34	362
15.3.2	Alternative A54	364
15.3.3	Alternative A119	366

15.3.4	Other alternatives in the ($SD_{+600}/RANGE_{ENL}$) class: A81, A110 and A122	366
15.3.5	Other alternatives in the ($SD_{+600}/RANGE_{CUR}$) class: A168	369
15.3.6	Other alternatives in the ($SD_{CUR}/RANGE_{CUR}$) class: A7 and A18	371
15.4	Mitigation measures	371
15.4.1	Mitigation for the Downstream Flooding sector	371
15.4.2	Mitigation for the Upstream Environment sector	376
15.5	Monitoring	377
16	The Final Decision	379
16.1	The decision	379
16.1.1	A two Decision Makers game: Italy and Switzerland	379
16.2	Which future for the decision?	384
16.2.1	Which studies?	385
17	Implementation	387
17.1	Designing other interventions	387
17.2	Management and the POLFC scheme	388
	References	393
	Index	401